



Part 3 of the 3-part Group Summary Report, which can be produced for administration of 15 or more examinees. The 3-part report costs \$3500.



NATIONAL BOARD OF MEDICAL EXAMINERS®

INTERNATIONAL FOUNDATIONS OF MEDICINE® (IFOM®)

2019 BASIC SCIENCE EXAMINATION

Performance Summary Profile Report

School:

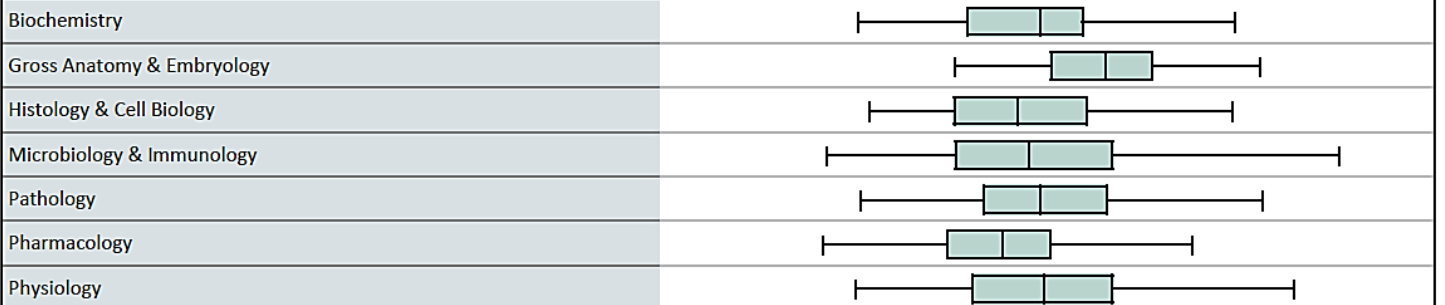
Number of Examinees:

Test Date(s):

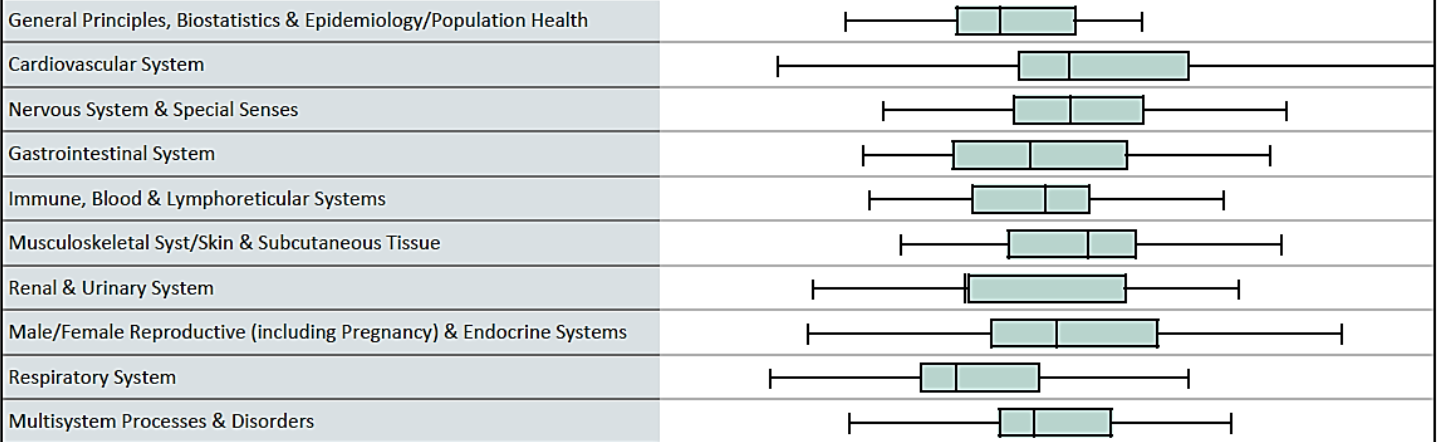
This profile provides a graphical summary of the performance of your examinees approaching the end of undergraduate medical education on the content areas of the IFOM Basic Science Examination (IFOM BSE) using a Box-and-Whiskers plot. The content area scores have been standardized to have a mean of 500 and a standard deviation of 100 for a group of examinees who took IFOM BSE in 2016 and 2017. More information about how to interpret this document can be found in the Interpretation Guidelines for Medical Schools and Organizations.

PERFORMANCE PROFILE

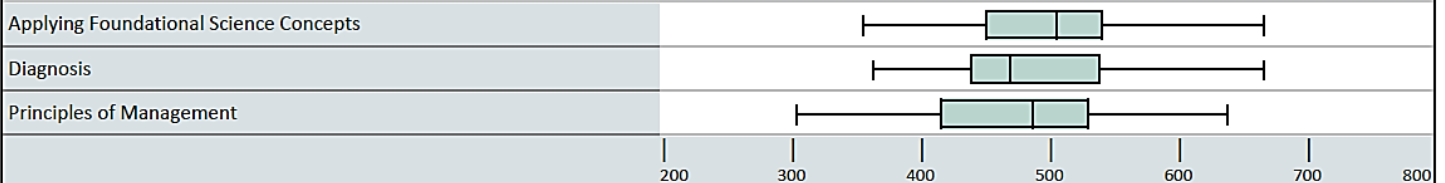
DISCIPLINE



SYSTEM



PHYSICIAN TASK



200 300 400 500 600 700 800