



NBME[®]

National Board of Medical Examiners[®] Subject Examination Program Comprehensive Clinical Science Examination Score Report

ID: 00000000

Test Date: Month Day, Year

Name: Student A

000000 - Generic Medical School

Your Performance

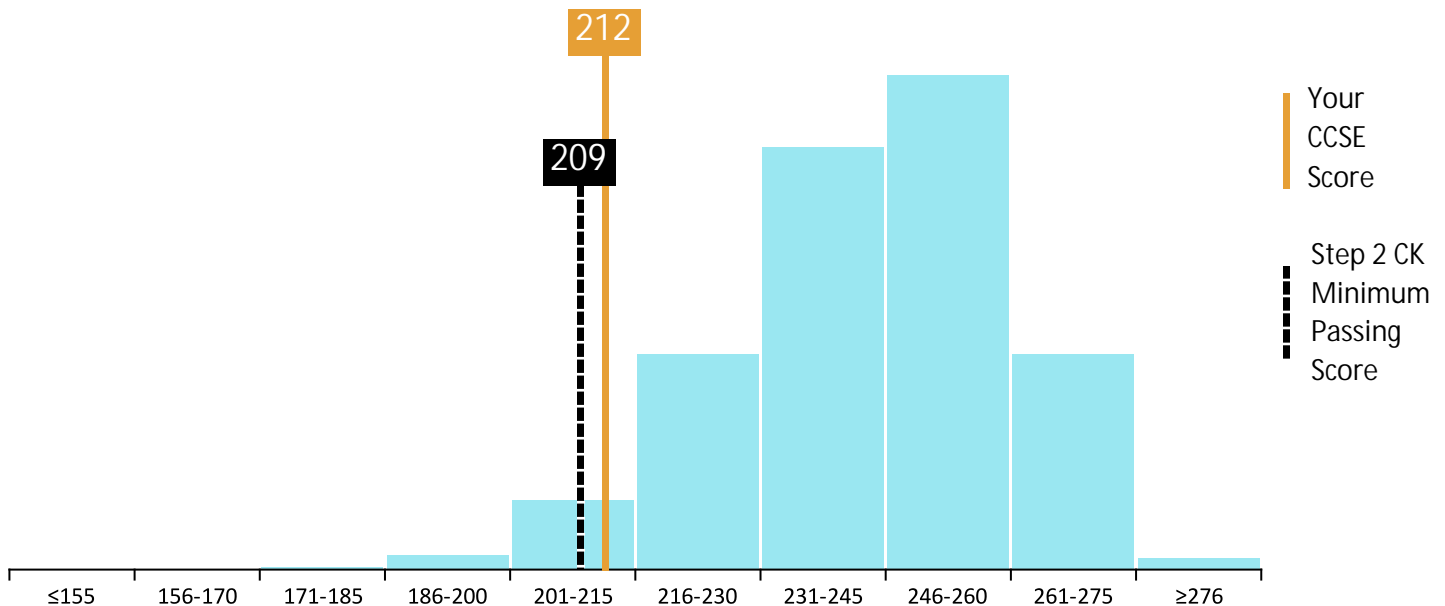
Your CCSE Score

212

Because the Comprehensive Clinical Science Examination (CCSE) and the United States Medical Licensing Examination[®] (USMLE[®]) Step 2 CK cover very similar content, CCSE performance can be used in conjunction with other information to assess readiness for Step 2 CK. Your CCSE score represents an estimate of your performance on Step 2 CK if you had taken both exams under the same conditions and with the same level of knowledge. Estimated performance based on taking CCSE is not a guarantee of your future performance on Step 2 CK. Many factors, including changing levels of knowledge and testing conditions, may result in a Step 2 CK score that is higher or lower than your estimated score.

Your Performance Compared to Other Examinees

The chart below represents the distribution of Step 2 CK scores for examinees from US and Canadian medical schools taking Step 2 CK for the first time between July 1, 2017 and June 30, 2018. Reported scores range from 1-300 with a mean of 244 and a standard deviation of 17.



If you tested repeatedly under the same conditions on a different set of items covering the same content, without learning or forgetting, your CCSE score would fall within one standard error of the estimate (SEE) of your current score two-thirds of the time. The SEE on this exam is 9 points.

Your CCSE score +/- SEE: 203 – 221

National Board of Medical Examiners®

Subject Examination Program

Comprehensive Clinical Science Examination

Score Report

ID: 000000000

Test Date: Month Day, Year

Name: Student A

000000 - Generic Medical School

Your Relative Strengths and Weaknesses

The boxes below indicate areas of relatively lower or higher performance in each content area within the CCSE examination. A box in the "Higher" column indicates that your performance in that area was higher than your overall CCSE performance shown on page 1. A box in the "Same" column indicates that your performance in that area was similar to or the same as your overall CCSE performance. A box in the "Lower" column indicates that your performance in that area was lower than your overall CCSE performance. The percentage range of items from each content area on the CCSE examination is indicated below.

This information can be used to identify areas of strength and weakness to guide future study. Because the exam is highly integrative, NBME recommends reviewing all content areas if retaking the test.

Performance by Physician Task Relative to Your Overall CCSE Performance

	(% Items Per Test)	Lower	Same	Higher
Patient Care: Diagnosis	(40 - 50%)			
Patient Care: Pharmacotherapy, Intervention & Management	(22 - 29%)			
Applying Foundational Science Concepts	(12 - 16%)			

Performance by System Relative to Your Overall CCSE Performance

	(% Items Per Test)	Lower	Same	Higher
Cardiovascular System	(8 - 12%)			
Gastrointestinal System	(7 - 11%)			
Respiratory System	(7 - 11%)			
Behavioral Health	(6 - 10%)			
Musculoskeletal Syst/Skin & Subcutaneous Tissue	(6 - 10%)			
Nervous System and Special Senses	(6 - 10%)			
Immune, Blood and Lymphoreticular Systems	(6 - 8%)			
Multisystem Processes & Disorders	(5 - 9%)			
Endocrine System	(4 - 8%)			
Female Reproductive & Breast	(4 - 8%)			
Pregnancy, Childbirth & the Puerperium	(4 - 8%)			
Renal & Urinary System & Male Reproductive	(4 - 8%)			

National Board of Medical Examiners®
Subject Examination Program
Comprehensive Clinical Science Examination
Score Report

ID: 000000000

Test Date: Month Day, Year

Name: Student A

000000 - Generic Medical School

Performance by Discipline Relative to Your Overall CCSE Performance

	(% Items Per Test)	Lower	Same	Higher
Medicine	(50 - 60%)			
Surgery	(31 - 37%)			
Pediatrics	(20 - 28%)			
Obstetrics & Gynecology	(10 - 20%)			
Psychiatry	(10 - 15%)			




National Board of Medical Examiners®













Subject Examination Program





NBME Comprehensive Clinical Science Examination Score Report

Supplemental Information: Understanding the Content Areas

The information below is a visual representation of the content weighting on this examination that may be informative in guiding remediation. Descriptions of the topics covered in these content areas, as well as other topics covered on USMLE Step 2 CK, can be found in the information materials on the USMLE website (<https://www.usmle.org>). Please contact the Subject Examination team at subjectexams@nbme.org if you have additional questions.

Physician Task	(% Items Per Test)	
Patient Care: Diagnosis	(40 - 50%)	
Patient Care: Pharmacotherapy, Intervention & Management	(22 - 29%)	
Applying Foundational Science Concepts	(12 - 16%)	

System	(% Items Per Test)	
Cardiovascular System	(8 - 12%)	
Gastrointestinal System	(7 - 11%)	
Respiratory System	(7 - 11%)	
Behavioral Health	(6 - 10%)	
Musculoskeletal Syst/Skin & Subcutaneous Tissue	(6 - 10%)	
Nervous System and Special Senses	(6 - 10%)	
Immune, Blood and Lymphoreticular Systems	(6 - 8%)	
Multisystem Processes & Disorders	(5 - 9%)	
Endocrine System	(4 - 8%)	
Female Reproductive & Breast	(4 - 8%)	
Pregnancy, Childbirth & the Puerperium	(4 - 8%)	
Renal & Urinary System & Male Reproductive	(4 - 8%)	

Discipline	(% Items Per Test)	
Medicine	(50 - 60%)	
Surgery	(31 - 37%)	
Pediatrics	(20 - 28%)	
Obstetrics & Gynecology	(10 - 20%)	
Psychiatry	(10 - 15%)	