



# INSIGHTS<sup>®</sup> User Guide

## What's Inside:

---

- About INSIGHTS
  - Navigation Assistance
  - Exam Name Quick Reference List
  - Frequently Asked Questions
  - Help and Support
- 

Version 2.2  
Last Updated 10/16/2025  
Copyright ©2025 NBME. All Rights Reserved.

## Contents

1. About NBME® INSIGHTS.....	2
Exam Names and Acronyms .....	2
2. Navigating INSIGHTS.....	3
3. Tables and Dropdown Selectors.....	4
4. My Exams.....	5
5. Exam Results .....	6
6. Question Details.....	8
7. Results Comparison .....	11
8. Exam Name Quick Reference List .....	13
*CAS exam names are defined by the medical school .....	14
9. Frequently Asked Questions .....	15
NBME Assessments Available .....	15
When are Subject Exam and CAS Exam results available to examinees in INSIGHTS? .....	15
What assessment results are available in INSIGHTS?.....	15
How does one access Subject Exam score reports for exams completed before February 2, 2024?.....	16
How does one access CAS Exam score reports for exams completed before May 1, 2024?.....	16
Why did previously displayed CAS Exam results disappear from INSIGHTS and when will they return? ....	16
Can previously displayed CAS Exam results be accessed after they have been updated in INSIGHTS? .....	16
Why do updated CAS Exam results appear different than those previously displayed? .....	16
Why do updated CAS Exam results appear identical to those previously displayed? .....	16
Why are USMLE® results not displayed?.....	16
Will more NBME exams be added to INSIGHTS in the future?.....	16
Differences in Results Available .....	16
How does INSIGHTS differ from the PDF score reports?.....	16
Why do the data and features available for assessments within INSIGHTS differ? .....	17
Why is the Question-Level Report different for Self-Assessments and Subject Exams? .....	17
Why are the Question Details views different for Self-Assessments, Subject Exams, and CAS exams?.....	17
How do the Self-Assessment Question Details in INSIGHTS differ from those in the Self-Assessment Interactive Report? .....	17
Interpreting Results .....	17
How does one interpret the different types of scores in INSIGHTS? .....	17
For CBSSA and CCSSA, what is standard paced vs. self-paced? .....	18
How does one interpret the “Score Comparison” results? .....	18
How does one interpret the “% of Questions” column for Comprehensive Self-Assessments and Comprehensive Subject Exams? .....	18

Differences between INSIGHTS and the INSIGHTS Demo .....	18
Troubleshooting.....	19
Why are recently completed Self-Assessments not appearing in INSIGHTS? .....	19
Why are recently completed Subject Exams or CAS exams not appearing in INSIGHTS?.....	19
Some of the answer explanations under the Question Details are not displaying correctly or are missing characters. Can this be fixed? .....	19
The display appears to be missing content, can this be fixed? .....	19
What browsers work best for accessing INSIGHTS? .....	20
Can I use a phone or tablet to access INSIGHTS? .....	20
How can score reports be downloaded as PDF files?.....	20
What happens if a score report link is red and unavailable? .....	20
Can I change the date and time formats? .....	20
10. Contacting Support .....	21

# 1. About NBME® INSIGHTS

INSIGHTS is an interactive dashboard where examinees can view, filter, and sort overall exam results across assessments in addition to easily accessing their score reports. It also provides a way for examinees to review question details in a tab with customizable features and filters. For all Comprehensive Exams and all Self-Assessments, when multiple forms of the same assessment are taken, INSIGHTS displays changes in performance over time. For all Subject Exams, all Comprehensive Exams, and all Comprehensive Self-Assessments except the Comprehensive Clinical Medicine Self-Assessment, INSIGHTS provides suggested areas of focus to guide future studying.

## Exam Names and Acronyms

- NBME exams in INSIGHTS are sortable and filterable by Assessment Type and Exam Type. Below is a list of the Assessment Types with samples provided for the available Exam Types. A full listing of exams available in INSIGHTS, including their abbreviated names, can be found in the **Exam Name Quick Reference List** later in this guide.

### Self-Assessments

- Comprehensive Self-Assessment
  - Comprehensive Basic Science Self-Assessment (CBSSA or Comp Basic Sci SELF)
  - Comprehensive Clinical Science Self-Assessment (CCSSA or Comp Clin Sci SELF)
  - Comprehensive Clinical Medicine Self-Assessment (CCMSA or Comp Clin Med SELF)
- Clinical Science Mastery Series Self-Assessment
  - Clinical Neurology Self-Assessment (Clin Neuro SELF)
  - Emergency Medicine Self-Assessment (Emer Med SELF)
  - etc.

### Subject Examinations

- Comprehensive Exam
  - Comprehensive Basic Science Exam (CBSE or Comp Basic Sci SUB)
  - Comprehensive Clinical Science Exam (CCSE or Comp Clin Sci SUB)
- Subject Exam
  - Ambulatory Care (Amb Care SUB)
  - Behavioral Sciences Subject Exam (Behave SUB)
  - etc.

### Customized Assessment Services (CAS)

- CAS Practice
- CAS Proctored
  - The exam names for CAS are uniquely defined by the medical school.

- **Who has access to INSIGHTS?**
  - Only examinees have access to their INSIGHTS experience.
- **Can INSIGHTS views be shared with others, like a Learning Specialist or Academic Advisor?**
  - Yes, examinees may do so by sharing their screen with another individual in person or through a web-conference tool. Examinees may also export certain tables within INSIGHTS to share these results.
- **Why does an examinee's INSIGHTS experience differ from those presented in the User Guide, Overview video, or INSIGHTS Demo?**

- The INSIGHTS experience is unique to every user. NBME is also dedicated to improving this experience over time. Therefore, examinees' views and features may be different from the ones covered in the user guide, overview video, or demo.

## 2. Navigating INSIGHTS

INSIGHTS is driven by 4 tabs. These tabs provide a unique experience for each user and will be covered in detail later. Below is a Quick Guide to the essential functions of each. All tabs include helpful links in the upper right-hand corner. The Read User Manual link provides access to this guide while Watch Instructional Videos launches a video walkthrough of the INSIGHTS experience. The Provide Feedback link launches a user survey.

**My Exams**

Exam Results

Question Details

Results Comparison

### 1. My Exams

- High-level information of all exams completed
- Links to download available official score reports
- Links to download available question-level reports
- Sortable/exportable table of all exam completion dates and total test scores
- Contains general navigation and troubleshooting tips

### 2. Exam Results

- Displays in-depth performance details for the exam selected at the top of the page
- Displays total test and content area information appropriate to the exam selected
  - Content displayed is directly related to what is reported on the official score report
- Provides a link to download the official score report on the right side of the page
- Provides important score interpretation information applicable to the exam selected
- For Subject Exams, all Comprehensive Exams/Self-Assessments (except CCMSA)
  - Up to five suggested areas for further review may be flagged with a ► icon for the selected Subject Exam.
  - Up to three suggested areas for further review each for systems and disciplines (up to six areas in total) may be flagged with a ► icon for the selected Comprehensive Exam/Self-Assessment

### 3. Question Details

- Separate views are shown for CAS, Self-Assessments, and Subject Exams
- Questions for CAS Practice and CAS Proctored are displayed separately
- Lists question details for all questions, within each exam type, across all exams completed
- Results can be filtered using selectors on the right
- Dynamically shows the number of questions displayed
- For Self-Assessments ONLY, also shows the percentage answered correctly vs incorrectly as well as links to answer explanations
- The exam questions being displayed can be changed using the exam selectors at the top

### 4. Results Comparison

- Available for all Comprehensive Exams and all Self-Assessments
- Compares performance across multiple takes of the same exam type
- Total test score comparisons are shown at the top
- Results can be filtered using selectors on the right
- Content area comparisons are shown at the bottom for exams with content area scores
- Arrows in the "Change in Score" column indicate changes that were statistically meaningful (greater than score fluctuations that may have happened by chance)
- The exam being displayed can be changed using the exam selectors at the top

### 3. Tables and Dropdown Selectors

Tables and dropdown selectors in INSIGHTS contain similar features and functionality. Table columns can be sorted by clicking on an individual column header and selecting the appropriate “sort by” option. Please note that “sort by” results may vary, depending on the underlying data.

Exam Date and Time (EST)	Exam	Subject	Form	Score	Score Range
Dec 13, 2023 9:40pm		Pediatrics Self-Assessment	Form 8	1	1 - 30

Most tables can also be exported by clicking on the three vertical “menu options” dots that display when the cursor hovers over any table.

Exam Date and Time (EST)	Exam	Subject	Form	Score	Score Range	Timing	Score Report	
Feb 1, 2024 7:54am	Comprehensive Self-Assessment	Comprehensive Clinical Science Self-Assessment	Form 14	1	1 - 300	Standard-Paced	<input type="checkbox"/>	<input type="checkbox"/>
Jan 31, 2024 1:26pm	Clinical Mastery Series Self-Assessment	Emergency Medicine Self-Assessment	Form 3	1	1 - 30	Standard-Paced	<input type="checkbox"/>	<input type="checkbox"/>

Dropdown selectors have two options. The default is to “unselect” values to exclude them from view:

Physician Competency

Foundation, Management, Preventi... ▲

Search value 🔍

- Select all
- Diagnosis
- Foundation
- Gen Principle
- Management
- Prevention

SHOW SELECTED VALUES

Clicking on “show selected values” will convert the display to only the options that have been checked:

Physician Competency

Foundation, Management, Preventi... ▲

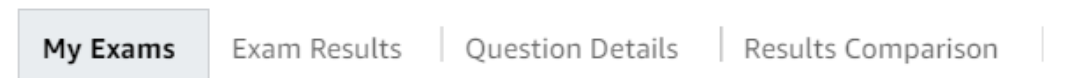
Search value 🔍

Selected values      COLLAPSE

- Foundation      ×
- Management      ×
- Prevention      ×

## 4. My Exams

My Exams provides high-level exam information and general guidance about navigating INSIGHTS along with links to download score reports and question-level reports if available for a particular exam.

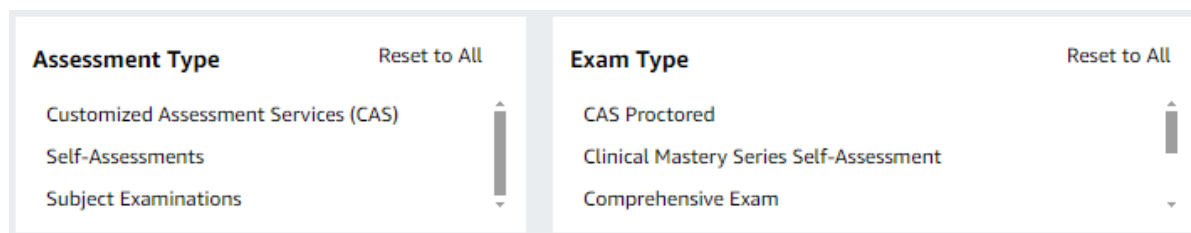


Historic reporting dates and the links available for each assessment type include:

- **Self-Assessments completed since January 1, 2023**
  - Score reports for all Self-Assessments
  - Question-level reports that launch the interactive view of the Self-Assessment results in a separate window.
    - *Please see the Self-Assessment answer explanation links on **Question Details** to access individual question and answer explanations within specific content areas across multiple Self-Assessments.*
  
- **Subject Exams and Comprehensive Exams completed since February 2, 2024**
  - Score reports available for all Subject Exams
  - Subject Exam question-level reports include question-level performance as well as a national group's performance on each question.
  
- **CAS Exams completed since May 1, 2024**
  - Score reports (or Performance Profiles) are only available for exams with a sufficient scaling group for this report to be generated.
  - Question-level reports are not available for any CAS exams.
    - *Please see the CAS views in **Question Details** to review question level performance and content area information across multiple CAS Practice or CAS Proctored exams.*

### 1. Key Features

- a. **Assessment Type** – Filters options shown in Exam Type
- b. **Exam Type** – Filters exams that appear in the table at the bottom of the screen



- c. **Sortable Exam Table** – shows exam details and includes links to official score and question-level reports

Exam Date and Time (EST)	Exam	Subject	Form	Score	Score Range	Timing	Score Report	Question-Level Report
Feb 1, 2024 7:54am	Comprehensive Self-Assessment	Comprehensive Clinical Science Self-Assessment	Form 14	1	1 - 300	Standard-Paced	<a href="#">□□</a>	<a href="#">□□</a>
Jan 31, 2024 1:26pm	Clinical Mastery Series Self-Assessment	Emergency Medicine Self-Assessment	Form 3	1	1 - 30	Standard-Paced	<a href="#">□□</a>	<a href="#">□□</a>
Jan 31, 2024 12:27pm	Clinical Mastery Series Self-Assessment	Emergency Medicine Self-Assessment	Form 2	1	1 - 30	Standard-Paced	<a href="#">□□</a>	<a href="#">□□</a>
Jan 29, 2024 1:01pm	Clinical Mastery Series Self-Assessment	Emergency Medicine Self-Assessment	Form 3	1	1 - 30	Self-Paced	<a href="#">□□</a>	<a href="#">□□</a>
Dec 6, 2023 3:53pm	Comprehensive Exam	Comprehensive Basic Science Exam	--	9	0 - 100	--	<a href="#">□□</a>	<a href="#">□□</a>

## 5. Exam Results

Exam Results shows detailed views of exam performance. This view also presents exam-specific score interpretation information and a link to the official score report if applicable.

My Exams

**Exam Results**

Question Details

Results Comparison

### 1. Key Features

- Exam Take** – Use this to select an exam
- Total Score** – This gauge displays the overall performance on the selected exam. A comparison to previous attempts at the same exam will also appear in this view if applicable
- Score Interpretation** – This box provides exam-specific score interpretation information

#### Exam Results

**Exam Take**

Comp Clin Sci SELF | Form 10 | 3/20/2023 | 06:55PM ✓

Comp Clin Sci SELF | Form 11 | 3/21/2023 | 11:18AM

Comp Clin Sci SELF | Form 12 | 3/16/2023 | 05:43PM

Comp Clin Sci SUB | 1/9/2024

Comp Clin Sci SUB | 12/7/2023

[Download Your Score Report](#)

**Total Score** +12 Compared to Previous Attempt

207

**Score Interpretation**

- Your total score was **207**.
- The low-pass range, corresponding to low passing performance on USMLE® Step 2 CK, is **214 to 226**.
- Based on score precision, if you took this exam again without learning or forgetting any information, your score would most likely fall within the range of **198 to 216**.
- Your estimated probability of passing Step 2 CK if you test within a week is **75%**. However, your performance on this exam is not a guarantee of your future USMLE performance.
- Since your score range overlaps with the low-pass range, you may still be at risk of failing Step 2 CK if you take it within a week. Additional preparation may be needed.
- Download your score report for a detailed histogram of the above ranges.

- Content Area Results** – This section provides information regarding performance within each content area for Subject Exams and all Comprehensive Exams/Self-Assessments except CCMSA.
  - Areas of focus flags (▶) indicate suggested content areas for further study based on performance and the overall representation of the content area on the exam selected. Examinees should consider focusing their studies on these areas first as they reflect the largest portion of the exam on which performance was statistically lower in relation to a national comparison group.
    - The number of content areas displayed, and how they are grouped, depends on performance and the type of exam.
      - Comprehensive Basic Science and Comprehensive Clinical Science exams flag up to 3 areas of focus for systems and disciplines separately
      - Subject Exams flag up to 5 areas of focus overall.
      - If fewer than the maximum number of categories noted above are flagged (or if no categories are flagged at all), this means that all score comparisons for the exam displayed were in the “Same” or “Higher” categories and NBME has no recommendations for specific areas of study.

## Subject Exam Sample:

Content Area	% Questions	Your EPC Score	Comparison Group Average EPC Score	Score Comparison
Cardiovascular and Respiratory Systems	17%	46	71	Lower
Female & Male Reproductive Systems, and Endocrine System	16% - 17%	52	74	Lower
Skin, Musculoskeletal, and Nervous Systems	18%	72	79	Same
Applying Foundational Science Concepts	7% - 9%	36	76	Lower
Diagnosis	▶ 44% - 47%	56	74	Lower
Health Maintenance, Pharmacotherapy, Intervention, & Management	▶ 38% - 39%	64	75	Lower
Male	▶ 43% - 49%	57	74	Lower
Female	▶ 47% - 53%	58	76	Lower
Adult (18 - 65)	▶ 61% - 67%	57	75	Lower
Older Adult (66 and older)	28% - 33%	58	76	Lower

## Comprehensive Exam Sample:

### Physician Task

Content Area	% of Questions	Your EPC Score	Comparison Group Average EPC Score	Score Comparison
Medical Knowledge: Applying Foundational Science Concepts	60% - 70%	63	71	Lower
Patient Care: Diagnosis	20% - 25%	63	77	Lower
Practice-based Learning and Improvement: Evidence-Based Medicine	4% - 6%	66	77	Same

### System

Content Area	% of Questions	Your EPC Score	Comparison Group Average EPC Score	Score Comparison
General Principles	12% - 16%	84	70	Higher
Behavioral Health and Nervous Systems/Special Senses	▶ 9% - 13%	51	73	Lower
Reproductive & Endocrine Systems	▶ 9% - 13%	43	74	Lower
Respiratory and Renal/Urinary Systems	▶ 9% - 13%	54	70	Lower
Blood & Lymphoreticular and Immune Systems	7% - 11%	60	74	Lower
Multisystem Processes & Disorders	6% - 10%	37	74	Lower
Musculoskeletal, Skin, & Subcutaneous Tissue	6% - 10%	74	76	Same
Cardiovascular System	5% - 9%	83	71	Same
Gastrointestinal System	5% - 9%	73	73	Same
Biostatistics & Epidemiology/Population Health	4% - 6%	66	77	Same

### Discipline

Content Area	% of Questions	Your EPC Score	Comparison Group Average EPC Score	Score Comparison
Pathology	▶ 44% - 52%	62	74	Lower
Physiology	▶ 25% - 35%	57	73	Lower
Microbiology & Immunology	▶ 16% - 26%	55	72	Lower
Biochemistry and Nutrition	14% - 24%	68	73	Same
Pharmacology	15% - 22%	70	75	Same
Gross Anatomy & Embryology	11% - 15%	52	68	Lower
Behavioral Sciences	8% - 13%	76	84	Lower
Histology & Cell Biology	8% - 13%	77	71	Same
Genetics	5% - 9%	79	71	Same

## 6. Question Details

Question Details displays the question information from all **Self-Assessments started and completed since January 1, 2023, Subject Exams and Comprehensive Exams completed since February 2, 2024, and CAS exams completed since May 1, 2024.** There is a similar, but separate experience for each Assessment Type. Due to differences in their intended purpose and available question-level information, CAS Practice, CAS Proctored, Self-Assessment and Subject Examination questions cannot be displayed in the same view.

The page shows all questions for a selected Assessment Type by default but can be filtered using the Exam Type and Exam Take selectors at the top, as well as the filter options on the right. Please note that CAS exams need to have either CAS Practice or CAS Proctored selected as the exam type before any information will be displayed for these exams.

My Exams | Exam Results | **Question Details** | Results Comparison

### 1. Key Features

- Assessment Type** – Sets the page view (CAS, Self-Assessment, or Subject Examinations) and filters exams shown in Exam Type
- Exam Type** – Filters exams shown in Exam Take
- Exam Take** – Use this to select a specific exam or multiple exams

The screenshot shows three filter sections. The first section, 'Assessment Type', has a 'Reset to All' button and a dropdown menu with 'Self-Assessments' selected. The second section, 'Exam Type', has a 'Reset to All' button and a dropdown menu with 'Clinical Mastery Series Self-Assessment' selected. The third section, 'Exam Take', has a dropdown menu with 'All' selected.

- Filter Options** – Filter the content shown in the table by selecting specific content to display.
- Self-Assessment Specific Features:**
  - Questions Displayed/Filter Results** — The following boxes show the number of questions displayed, and the percentage of questions answered correctly and incorrectly based on the exams and filters selected. These values are calculated dynamically and do not represent official scores. Please see **Exam Results** or the official score report for this information.

Questions Displayed	Correct Answers	Incorrect Answers
100	7%	93%

- Question Details Table** – This table presents details about each question answered for the Self-Assessment(s) selected, including the presentation sequence in which the question was seen on the assessment (Seq), content area information, the answer submitted when testing (Answer Selected), and time spent answering the question in seconds (Time (sec)). Individual question and answer explanations can be displayed by clicking on the links (Answer Explanation). The question being displayed can be matched back to the table via the alphanumeric code (Question Id) shown in the top left corner of the “Answer Explanation” display window.

Please see the Self-Assessment question-level report links on **Exam Results** to access a question-by-question view of a single Self-Assessment in one browser window.

Correct / Incorrect	Seq	Question Id	Content Topic	Content Description	Answer Selected	Answer Explanation	Time (sec)	Timing	Exam Take
✗	3	AAAA1234 BBB5678	Foundational science	CNS: neoplasms	X		1	Standard-Paced	Comp Basic Sci SELF   Form 31   2/22/2019  03:45PM
✓	3	AAAA1235 BBB7890	Pharmacotherapy	Endo: diabetes mellitus	Y		763	Standard-Paced	Comp Clin Med SELF   Form 7   5/14/2020   11:38AM
✓	3	AAAA4567 BBB8901	Pharmacotherapy	Endo: diabetes mellitus	X		868	Standard-Paced	Comp Clin Med SELF   Form 7   6/7/2020   11:47AM

f. **Subject Exam Specific Features:**

- i. **Questions Displayed/Filter Results** – The following box shows the number of questions displayed based on the exams and filters selected. This value is calculated dynamically. Please see **Exam Results** or the official score report for more information about a specific exam.

Questions Displayed

100

- ii. **Question Details Table** – This table presents details about each scored question for the exams selected, including content category information and the national percentage of examinees who answered each question correctly.

Correct / Incorrect	Physician Competency	Content Topic	Content Description	National % Correct	Exam Take
✓	Diagnosis	Behavioral Health	Adolescent Adherence	53%	Comp Basic Sci SUB   4/23/2019
✓	Diagnosis	Behavioral Health	Anxiety Disorders	74%	Comp Clin Sci SUB   3/21/2020
✓	Diagnosis	Behavioral Health	Anxiety Disorders	68%	Comp Clin Sci SUB   4/17/2020

g. **CAS Exam Specific Features:**

- i. **Questions Displayed/Filter Results** – The following box shows the number of questions displayed based on the exams and filters selected. This value is calculated dynamically. Please see **Exam Results** or the official score report for more information about a specific exam.

Questions Displayed

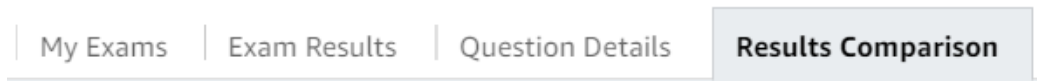
100

ii. **Question Details Table** – This table presents details about each scored question for the exams selected, including content category information.

Correct / Incorrect	Physician Competency	Content Topic	Content Description	Exam Take
✘	Foundation	Blood And Lymphoreticular System	Organ Structure And Function	CAS Proctored   YEAR 1 - 2018 - Course 1 Final ...
✔	Foundation	Cardiovascular System	Dyslipidemia	CAS Proctored   YEAR 2 - 2019 - Course 4 Final ...
✘	Foundation	Cardiovascular System	Endothelium Microcirculation Lymph Flow	CAS Proctored   YEAR 1 - 2018 - Course 1 Final ...

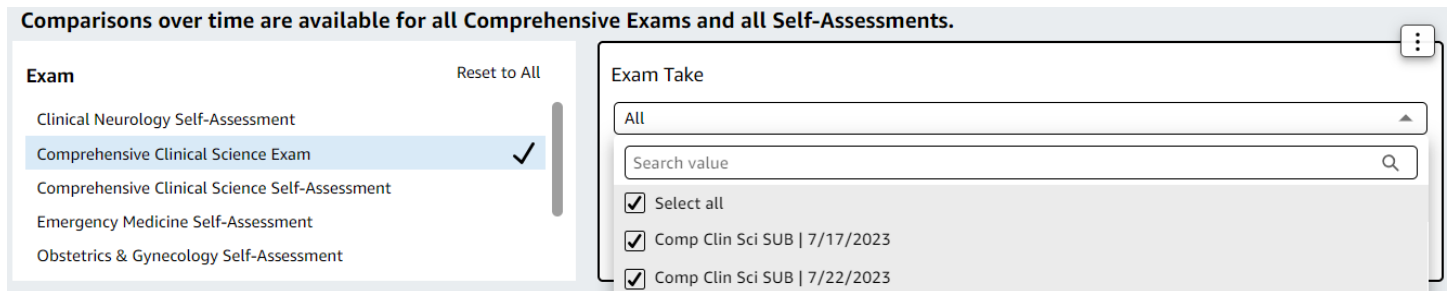
# 7. Results Comparison

Results Comparison displays performance across multiple takes of the same exam type from all **Self-Assessments started and completed since January 1, 2023**, and all **Comprehensive Subject Exams completed since February 2, 2024**. The exam selectors at the top are used to show results for different exams. Total test performance changes are displayed at the top for all exams. Additional content area performance changes are displayed below for Comprehensive Exams that report content area scores. The filters on the right side of the page change the score categories and content areas being displayed. The first filter can be used to limit the display of content areas to those that reflect a Minimum % of Questions of the overall exam by moving the slider or entering an exact minimum value. Any arrows displayed in the Change in Score column indicate changes that were statistically meaningful (greater than score fluctuations that may have happened by chance). These arrows are meant to draw attention to areas of meaningful change in performance. Please note that arrows are only provided for Change in Score, not Change in Probability. Probability models and comparison groups are updated annually. Therefore, probabilities based on a different Probability Model Year may be displayed, depending on when the exams were taken. Probabilities from different models (different years) cannot be directly compared.



## 1. Key Features

- a. **Exam** – Filters exams shown in Exam Take
- b. **Exam Take** – Use this to select the exam results to compare





- c. **Exam-Level Trends** – When the same exam type has been taken more than once, this table shows changes in overall performance. Any arrows in the ‘Change in Score’ column indicate changes that were statistically meaningful (greater than score fluctuations that may have happened by chance).
  - i. Statistically meaningful increases in score are indicated by an upward trending arrow ↗.
  - ii. Statistically meaningful reductions in score are indicated by a downward trending arrow ↘.
  - iii. There is no arrow for changes in score that were not statistically meaningful.
  - iv. Arrows are only provided for Change in Score, not Change in Probability.







Exam-Level Trends

Exam Date and Time (EST)	Score	Change in Score	Probability of Passing Within a Week	Change in Probability	Probability Model Year
Feb 27, 2020 3:24pm	239	↗ 12	99%	1%	2020
Feb 9, 2020 12:58pm	227	↗ 23	98%	11%	2020
Jan 29, 2020 11:44am	204		87%		2020

2. **Content Area Trends** – When multiple Comprehensive exams have been taken, this table shows changes in content area performance. Any arrows in the Change in Score column indicate changes that were statistically meaningful (greater than score fluctuations that may have happened by chance).

- i. Statistically meaningful increases in score are indicated by an upward trending arrow .
- ii. Statistically meaningful reductions in score are indicated by a downward trending arrow .
- iii. There is no arrow for changes in score that were not statistically meaningful.

**Content Area Trends**

Category	Content Area	Exam Date and Time (EST)	% of Questions	Score Comparison	Your EPC Score	Change in Score
Physician Task	Medical Knowledge: Applying Foundational Science Concepts	Jul 19, 2024 1:25pm	60% - 70%	Lower	70	 -19
		Jul 19, 2024 11:44am	60% - 70%	Higher	89	 82
		Apr 24, 2024 1:43pm	60% - 70%	Lower	7	
	Patient Care: Diagnosis	Jul 19, 2024 1:25pm	20% - 25%	Lower	69	 -29
		Jul 19, 2024 11:44am	20% - 25%	Higher	98	 86
		Apr 24, 2024 1:43pm	20% - 25%	Lower	12	
	Practice-based Learning and Improvement: Evidence-Based Medicine	Jul 19, 2024 1:25pm	4% - 6%	Same	71	 -21
		Jul 19, 2024 11:44am	4% - 6%	Same	92	 88
		Apr 24, 2024 1:43pm	4% - 6%	Lower	4	

## 8. Exam Name Quick Reference List

### Assessment Type: Subject Examinations

Exam Type	Full Exam Name	INSIGHTS Abbreviation
Subject Exam	Behavioral Sciences Subject Exam	Behave SUB
	Biochemistry Subject Exam	Biochem SUB
	Gross Anatomy Subject Exam	Grs Anat Only SUB
	Gross Anatomy and Embryology Subject Exam	Grs Anat Emb SUB
	Histology Subject Exam	Histo SUB
	Introduction to Clinical Diagnosis Subject Exam	Intro Clin Dx SUB
	Microbiology Subject Exam	Micro Only SUB
	Microbiology and Immunology Subject Exam	Micro Imm SUB
	Neuroscience Subject Exam	Neurosci SUB
	Pathology Subject Exam	Path SUB
	Pharmacology Subject Exam	Pharm SUB
	Physiology Subject Exam	Physiology SUB
	Ambulatory Care Subject Exam	Amb Care SUB
	Clinical Neurology Subject Exam	Clin Neuro SUB
	Family Medicine Core Subject Exam	Fam Med Core SUB
	Family Medicine Core and Chronic Subject Exam	Fam Med CC SUB
	Family Medicine Core, Chronic, and Musculoskeletal Subject Exam	Fam Med CCM SUB
	Medicine Subject Exam	Medicine SUB
	Obstetrics and Gynecology Subject Exam	ObGyn SUB
	Pediatrics Subject Exam	Peds SUB
	Psychiatry Subject Exam	Psych SUB
Surgery Subject Exam	Surgery SUB	
Emergency Medicine Subject Exam	Emer Med Adv SUB	
Internal Medicine Subject Exam	Internal Med Adv SUB	
Comprehensive Exam	Comprehensive Basic Science Exam (CBSE)	Comp Basic Sci SUB
	Comprehensive Clinical Science Exam (CCSE)	Comp Clin Sci SUB

### Assessment Type: Self- Assessments

Exam Type	Full Exam Name	INSIGHTS Abbreviation
Clinical Mastery Series Self-Assessment	Clinical Neurology Self-Assessment	Clin Neuro SELF
	Emergency Medicine Self-Assessment	Emer Med SELF
	Family Medicine Self-Assessment	Fam Med SELF
	Medicine Self-Assessment	Medicine SELF
	Obstetrics & Gynecology Self-Assessment	ObGyn SELF
	Pediatrics Self-Assessment	Peds SELF
	Psychiatry Self-Assessment	Psych SELF
	Surgery Self-Assessment	Surgery SELF
Comprehensive Self-Assessment	Comprehensive Basic Science Self-Assessment (CBSSA)	Comp Basic Sci SELF
	Comprehensive Clinical Science Self-Assessment (CCSSA_	Comp Clin Sci SELF
	Comprehensive Clinical Medicine Self-Assessment (CCMSA)	Comp Clin Med SELF

**Assessment Type: CAS**

<b>Exam Type</b>	<b>Full Exam Name*</b>	<b>INSIGHTS Abbreviation</b>
CAS Practice	<i>Custom Practice Exam Name #1</i>	N/A
	<i>Custom Practice Exam Name #2</i>	N/A
CAS Proctored	<i>Custom Proctored Exam Name #1</i>	N/A
	<i>Custom Proctored Exam Name #2</i>	N/A

\*CAS exam names are defined by the medical school

## 9. Frequently Asked Questions

### NBME Assessments Available

#### When are Subject Exam and CAS Exam results available to examinees in INSIGHTS?

Results are often posted to medical schools in the MyNBME® Services Portal the calendar day after a testing window ends or the following day. However, for some assessments, posting may take up to three business days after the conclusion of an administration for exams administered at a medical school or up to three business days after the conclusion of a testing window for exams administered at a Prometric test center. **Schools should begin checking for available test results in the MyNBME Services Portal 24 hours following the end of a testing window.**

Schools have two options in the MyNBME Services Portal for when results are posted to INSIGHTS. This is an account level setting that applies to all Subject Exam and CAS Exam results:

1. 3-Day Examinee Posting\*:

Examinees will begin receiving notifications that their results are available in INSIGHTS three calendar days after scores are posted for their school. **Therefore, examinees may receive their score report notifications from INSIGHTS as soon as four calendar days following the end of a test administration window.**

Example: If an exam administration window ends on Friday, results may be available to schools on Saturday and available to examinees via INSIGHTS on Tuesday.

2. 6-Day Examinee Posting\*:

Examinees will begin receiving notifications that their results are available in INSIGHTS six calendar days after scores are posted for their school. **Therefore, examinees may receive their score report notifications from INSIGHTS as soon as seven calendar days following the end of a test administration window.**

Example: If an exam administration window ends on Friday, results may be available to schools on Saturday and available to examinees via INSIGHTS the following Friday.

\*Schools also have the option to manually release scores to INSIGHTS before the expiration of these time frames.

#### What assessment results are available in INSIGHTS?

- Results from all **Self-Assessments started and completed in the last 2 years, Subject Exams and Comprehensive Exams completed since February 2, 2024, and CAS exams completed since May 1, 2024** are viewable in INSIGHTS, with the exception of the International Foundations of Medicine® (IFOM®) Clinical Science Self-Assessment.
- Only NBME Self-Assessments purchased under the same account and CAS/Subject Exams listed under the same email address appear on INSIGHTS for that account.
- Some examinees may also see Subject Exams dating back to November 1, 2023, depending on when their institution began entering examinee emails as part of the Subject Exam ordering process.

### **How does one access Subject Exam score reports for exams completed before February 2, 2024?**

- Please contact a medical school administrator to request these score reports.

### **How does one access CAS Exam score reports for exams completed before May 1, 2024?**

- Please contact a medical school administrator to request these score reports.

### **Why did previously displayed CAS Exam results disappear from INSIGHTS and when will they return?**

- Following a CAS exam administration, medical schools can make changes that impact scoring. When this occurs, the initial exam results will be removed from INSIGHTS for all examinees. After the school has had 3 days to review the updated feedback, new notifications will be sent alerting examinees that their exam scores are available in INSIGHTS.

### **Can previously displayed CAS Exam results be accessed after they have been updated in INSIGHTS?**

- No, they are not accessible. Only the most recent scores and reports resulting from changes initiated by a medical school are accessible in INSIGHTS.

### **Why do updated CAS Exam results appear different than those previously displayed?**

- Changes initiated by a medical school may affect the CAS scores for examinees. For example, if a school deletes an exam question (or questions) after the completion of a CAS administration, it triggers a recalculation of school-level score reports which may affect the scores for examinees.

### **Why do updated CAS Exam results appear identical to those previously displayed?**

- Not all changes initiated by a medical school will affect the CAS scores for all examinees. For example, if a school removes examinees from a CAS administration, it would trigger a recalculation of school-level score reports but should have no effects on the scores for any specific examinee.

### **Why are USMLE® results not displayed?**

- At this time, only NBME Self-Assessment, Subject Exam, and CAS results are available in INSIGHTS.

### **Will more NBME exams be added to INSIGHTS in the future?**

- NBME is exploring the possibility of adding other exams to INSIGHTS in the future, but no date has been set for that expansion.

## **Differences in Results Available**

### **How does INSIGHTS differ from the PDF score reports?**

- INSIGHTS is intended to provide examinees with additional ways to review their exam scores and to help examinees gauge their readiness for the USMLE, a Clinical Science Subject Exam, or a CAS Proctored Exam. It presents results in ways that are more dynamic than the PDF score reports.

## Why do the data and features available for assessments within INSIGHTS differ?

- Not all NBME assessments provide the same level of detail due to differences in their purpose and number of questions.

## Why is the Question-Level Report different for Self-Assessments and Subject Exams?

- The Question-Level report is intended to provide performance information at the question level for each exam. Self-Assessments include question text and answer explanations, which are shown in an experience very similar to the one used when the exam itself was completed. Subject Exams provide content descriptions and national performance information. The differences in the information provided are due to differences in the purpose of these exams.

## Why are the Question Details views different for Self-Assessments, Subject Exams, and CAS exams?

- The Question Details tab in INSIGHTS is meant to combine question level performance information across multiple assessments within the same Exam Type. Self-Assessments include the sequence in which the exam item was presented, the answers submitted by the examinee, the time spent on the question, question text, and answer explanations. Subject Exams provide content descriptions and national performance information while CAS Exams provide content descriptions only. The differences in the information provided are due to differences in the purpose of these exams.

## How do the Self-Assessment Question Details in INSIGHTS differ from those in the Self-Assessment Interactive Report?

- The question-and-answer content is the same, but INSIGHTS allows one to look at question details across NBME Self-Assessments that have been taken, including the ability to sort and filter the questions based on certain criteria, eliminating the need to page through every question. The interactive report is still available and can be accessed on the My Exams tab via the “Question-Level Report” link for any Self-Assessment. The interactive report can also be found in the [MyNBME Examinee Portal](#) by navigating to the appropriate registration link for that exam and selecting “View Your Results Interactively.”

## Interpreting Results

### How does one interpret the different types of scores in INSIGHTS?

- Depending on which assessments have been taken, INSIGHTS may show different types of scores:
  - **Equated Percent Correct (EPC) scores** indicate the percentage of the content that has been mastered. They are different from percent correct scores. EPC scores may be slightly lower or higher than the actual percentage of questions answered correctly because they are statistically adjusted to account for slight variations in exam form difficulty, making them comparable across forms.
  - The **CCSE and CCSSA total score** ranges from 1-300 and represents an estimate of performance on USMLE Step 2 CK if the examinee had taken both exams with the same level of knowledge and under the same conditions.
  - The **estimated probability of passing Step 1 or Step 2 CK** within a week is included with results for the CBSE/CBSSA and CCSE/CCSSA, respectively. This probability can range from 1 to 99% and is calculated using a statistical model, updated annually, based on examinees who tested within one week of taking the associated Step examination for the first time. If the examinee tested more than a week before they are scheduled to take Step 1 or Step 2 CK, the estimated probability may be different because there is a greater chance of additional learning or

forgetting of content to occur. When reviewing this probability, it is also important to consider the score in relation to the Low-Pass Range, provided in INSIGHTS and on the score report PDF (i.e., the range showing performance that is above but near the minimum passing score).

- The **Clinical Science Mastery Series total score** ranges from 1 to 30. Please refer to the score report PDF to see the Subject Exam score that approximately corresponds to the self-assessment score.
- The **Comprehensive Clinical Medicine Self-Assessment total score** ranges from 10 to 800.
- **CAS Practice and Proctored** percent correct scores range from 0 to 100 and indicate the percentage of questions answered correctly, rounded to the nearest whole number.

- For more information on scoring, please refer to the official Score Report PDFs.

### **For CBSSA and CCSSA, what is standard paced vs. self-paced?**

- The standard-paced option mimics a live testing environment and contains four sections of 50 questions. Examinees have up to 1 hour and 15 minutes to complete each section (approximately 90 seconds per question).
- The self-paced option also contains four sections of 50 questions but allows examinees up to 5 hours to complete each section.

### **How does one interpret the “Score Comparison” results?**

- For each content area, the Exam Results tab shows the following:
  - The percentage of questions contributing to that content area (as a range)
  - The examinee’s EPC score
  - The average EPC score for a national comparison group
  - A Score Comparison indicating whether one’s performance was statistically lower, about the same, or statistically higher than the performance of the comparison group after accounting for the precision of each content area score.

### **How does one interpret the “% of Questions” column for Comprehensive Self-Assessments and Comprehensive Subject Exams?**

- This column indicates, as a range, the percentage of the overall exam that is reflected by the questions from this content area. The percentage of questions stays within the same range across CBSE, CBSSA and Step 1 as well as CCSE, CCSSA and Step 2 CK.

## **Differences between INSIGHTS and the INSIGHTS Demo**

### **How is INSIGHTS Demo different from INSIGHTS?**

- INSIGHTS Demo provides an environment to experience all that INSIGHTS has to offer, without the need to take an NBME assessment or view live score results.

### **What exams are included in INSIGHTS Demo?**

- A selection of NBME Self-Assessments, Subject Exams, and Customized Assessment Services (CAS) exams are included. These assessments from across the NBME portfolio were selected as a sample of what might appear for students at various stages of their educational journey.

### **Why are multiple versions of the same exam shown in INSIGHTS Demo?**

- To show meaningful changes in score category performance over time, multiple exams of the same type were included demonstrating the breadth and depth of these comparisons.

### **Why does each exam only have 25 items?**

- Displaying 25 items per exam is sufficient to show the features and functions of INSIGHTS without unnecessary amounts of artificial data.

## **Troubleshooting**

### **Why are recently completed Self-Assessments not appearing in INSIGHTS?**

- There are many reasons why a recently completed NBME Self-Assessment might not appear in INSIGHTS. If a recent assessment is not displayed, please consider the following:
  - Is this the correct MyNBME Examinee Portal account?
    - Each account is associated with a specific email address.
  - Was the recently completed exam an IFOM Self-Assessment?
    - IFOM Self-Assessments are not included in INSIGHTS.
- If none of the above applies and the assessment is still not being displayed, please allow up to 48 hours for the assessment data to populate due to periodic system maintenance.

### **Why are recently completed Subject Exams or CAS exams not appearing in INSIGHTS?**

- There are many reasons why a recently completed Subject Exam or CAS exam might not appear in INSIGHTS. If a recent exam is not displayed, please consider the following:
  - Is this the correct MyNBME Examinee Portal account?
    - Each account is associated with a specific email address.
  - How recently was the Subject Exam or CAS Exam completed?
    - It may take up to three business days after the close of a Subject Exam or CAS administration for results to be sent to a medical school, then an additional three to six calendar days for results to appear in INSIGHTS, depending on the school's INSIGHTS posting setting.
  - Does the email address used by the medical school to administer a Subject Exam or CAS exam match the email used to complete the Self-Assessments for that MyNBME account?
    - MyNBME Examinee Portal and INSIGHTS accounts are linked via email and therefore the user email for all exam administrations must match for Self-Assessments, Subject Exams, and CAS exams to appear in the same INSIGHTS experience.
- If none of the above applies and the assessment is still not being displayed, please allow up to 48 hours for the assessment data to populate due to periodic system maintenance or reach out to the medical school directly for a copy of the assessment results.

### **Some of the answer explanations under the Question Details are not displaying correctly or are missing characters. Can this be fixed?**

- This is a known issue as this feature is still under development. For now, please refer to the interactive report for this assessment accessed on the My Exams tab via the "Question-Level Report" link for any Self-Assessment or via the interactive report found in the [MyNBME Examinee Portal](#) by navigating to the appropriate registration link for that exam and selecting "View Your Results Interactively."

### **The display appears to be missing content, can this be fixed?**

- Select the "Reset to All" link at top of the highest-level selector to reset the data being shown.
- Check all filters in the right-hand column to make sure content has not been filtered out from the display.

## What browsers work best for accessing INSIGHTS?

- Chrome, Edge, and Firefox


## Can I use a phone or tablet to access INSIGHTS?

- INSIGHTS has not been optimized for phones or tablets, therefore a laptop or desktop is recommended when accessing INSIGHTS.


## How can score reports be downloaded as PDF files?

- The following recommendations will assist with downloading score reports as PDF files when clicking on the links in INSIGHTS:


### Chrome Settings – Downloading PDFs

1. Go to the menu icon  , then choose “**Settings**”
2. In the “**Privacy and Security**” section, select “**Site Settings**”
3. Select “**Additional content settings**”
4. Scroll down and select “**PDF documents**”
5. Switch the “**Default behavior**” to “**Download PDFs**”
6. PDF files will download in Chrome just like any other file

### Edge Settings – Downloading PDFs

1. Go to the menu icon  , then choose “**Settings**”
2. In the “**Cookies and Site Permissions**” section, select “**PDF Documents**”
3. Switch the “**Always download PDF files**” to “**On**”
4. PDF files will download in Edge just like any other file

### FireFox Settings

1. Go to the menu icon  , then choose “**Settings**”
2. In the “**General**” section under “**Applications,**” Select “**Portable Document Format (PDF)**”
3. In the adjacent Action column, select the drop-down menu and choose “**Save File**”
4. PDF files will download in Edge just like any other file

## What happens if a score report link is red and unavailable?

- A message will show stating that the report is unable to be displayed and to return later, at which time the score report should be available. Meanwhile, other exam results may still be accessible within INSIGHTS.

## Can I change the date and time formats?

- No, date and time formats cannot be adjusted.

## 10. Contacting Support

For additional assistance, please email [support@nbme.org](mailto:support@nbme.org), call 215-590-9700, or visit the support page on the MyNBME Examinee Portal.